

























































LOONA PRODUCTS * PRODUCTS		CLEANING AND DISINFECTION PROTOCOL – BOARDING KENNEL FOR DOG & CAT KENNEL & CATTERY <small>(THIS MODEL IS OFFERED AS AN EXAMPLE ONLY)</small>																									
WHERE	WHAT	WHEN	HOW																								
KENNEL & CATTERY	FLOOR	DAILY		 LOONA FLOOR SOLUTION			LOONA STER-SAN			SPRAY & WAIT 10 MIN																	
		ACCORDING TO THE ODORS AND TRAFFIC		 LOONA FLOOR SOLUTION			LOONA STER-SAN			SPRAY & WAIT 10 MIN			LET DRY	 LOONA ODOR		SPRAY : FABRICS, CUSHIONS, POROUS SURFACES		LET DRY									
	CAGES	EVERY DAY OR AS NEEDED		TAKE THE ANIMAL OUT OF ITS CAGE			REMOVE ALL (EXCREMENT, TOYS, ETC))			VACUUM EVERYTHING		 LOONA XTREME			SPRAY & SCRUB		 LOONA ODOR		SPRAY		LET DRY						
		WHEN THE ANIMAL LEAVES		TAKE THE ANIMAL OUT OF ITS CAGE			REMOVE ALL (EXCREMENT, TOYS, ETC)			VACUUM EVERYTHING		 LOONA XTREME			SPRAY & SCRUB		 LOONA STER-SAN			SPRAY & WAIT 10 MIN			LET DRY	 LOONA ODOR		SPRAY	
	FOOD & WATER BOWLS, TOYS	AFTER EACH MEAL	 LOONA FLOOR SOLUTION			WASH MANUALLY OR IN THE DISHWASHER		 LOONA STER-SAN			SPRAY & WAIT 10 MIN			LET DRY	IMPORTANT/EVERYTHING THAT IS IN CONTACT WITH WATER OR FOOD NEEDS TO BE RINSED WELL												
	DOORS, HANDLES, SWITCHES, WALLS, COUNTERTOPS, CABINETS, WINDOW LEDGES, SINK & ALL SURFACES ACCESSIBLE TO ANIMALS	DAILY	 LOONA XTREME		SPRAY & SCRUB			LET DRY																			
		WEEKLY	 LOONA XTREME		SPRAY & SCRUB			LET DRY		 LOONA STER-SAN			SPRAY & WAIT 10 MIN			LET DRY											
	CLOTHS, TOWELS, HAPPY HOODIE, MOPS, MICROFIBER LINEN, ETC.	DAILY	 LOONA XTREME		SPRAY & SCRUB STAINS			WAIT 2-5 MINUTES			WASH		WASH : ADD 1-2 OUNCES OF LOONA XTREME CONCENTRATE WHIT YOUR USUAL DETERGENT					DRY									
	DRAINS	WEEKLY OR AS NEEDED	MANUALLY		LOONA DRAINS AND SEPTIC TANKS		LOONA DRAINS AND SEPTIC TANKS ENVIRONMENTALLY SAFE BIOLOGICAL WASTE TREATMENT MAINTAINS FREE-FLOWING DRAINAGE. ELIMINATES ODORS VERY EFFECTIVELY. SEE LABEL FOR INSTRUCTIONS ON USE.						